


























## CREE Lighting Supplier Inbound Routing Guide

Destination 		Wisconsin*		North Carolina	
Origin	Shipment Weight	Ship Via	Service Level	Ship Via	Service Level
Wisconsin	301 - 4,000 lbs.	 Sutton Transport, Inc.	Economy		
	+ 4,001 lbs.	 Sutton Transport, Inc.	Economy		
	Same Day Service	Standard Express or Integrity Transportation	Expedited		
U.S. Domestic	< 300 lbs.*	 FedEx Ground	Standard +	 FedEx Ground	Standard +
	301 - 4,000 lbs.	 FedEx Express	Expedited +	 FedEx Express	Expedited +
	+ 4,001 lbs.	 FedEx Freight	Economy ++	 GLEN RAVEN <sup>®</sup> LOGISTICS Glen Raven	Economy ++
International North America	< 300 lbs. (135 kgs)*	 CREE ÷ LIGHTING A COMPANY OF BSA INDUSTRIES, INC. Contact Wisconsin Cree Lighting Traffic	TBD **	 CREE ÷ LIGHTING A COMPANY OF BSA INDUSTRIES, INC. Contact Wisconsin Cree Lighting Traffic	TBD **
	301 (136kgs) - 4,000 lbs. (1,800kgs)	 FedEx Express	Int'l Economy +	 FedEx Express	Int'l Economy +
	301 (136kgs) - 4,000 lbs. (1,800kgs)	 CREE ÷ LIGHTING A COMPANY OF BSA INDUSTRIES, INC. Contact Cree Lighting Int'l Logistics	Air Freight**	 CREE ÷ LIGHTING A COMPANY OF BSA INDUSTRIES, INC. Contact Cree Lighting Int'l Logistics	Air Freight**
International Asia and Europe	< 300 lbs. (135 kgs)*	 CREE ÷ LIGHTING A COMPANY OF BSA INDUSTRIES, INC. Contact Cree Lighting Int'l Logistics	TBD **	 CREE ÷ LIGHTING A COMPANY OF BSA INDUSTRIES, INC. Contact Cree Lighting International Logistics	TBD **
	< 150 lbs. or 65 kgs*	 FedEx Express	Int'l Economy +	 FedEx Express	Int'l Economy +
	>150 lbs. or 65 kgs* to 1000 kgs	 CREE ÷ LIGHTING A COMPANY OF BSA INDUSTRIES, INC. Contact Cree Lighting Int'l Logistics	Air Freight **	 CREE ÷ LIGHTING A COMPANY OF BSA INDUSTRIES, INC. Contact Cree Lighting Int'l Logistics	Air Freight**
	+ 1,001 kgs	 CREE ÷ LIGHTING A COMPANY OF BSA INDUSTRIES, INC. Contact Cree Lighting Int'l Logistics	TBD **	 CREE ÷ LIGHTING A COMPANY OF BSA INDUSTRIES, INC. Contact Cree Lighting Int'l Logistics	TBD **
	Containerized	 KUEHNE + NAGEL <sup>tel</sup>	Ocean	 KUEHNE + NAGEL <sup>tel</sup>	Ocean

\* For local Racine shipments: ship via Sutton Transportation

\* For local Racine Expedite(Same day)shipments, ship via Standard Express (414-389-0000) or Integrity Transportation Services(rita@itswi.com) or(715-453-2104)

\*\* Spot Quote Approvals must accompany any Spot Quote Invoice

Cree Lighting Racine Traffic Contact Info  
Cree Lighting Int'l Logistics Contact Info  
Cree Lighting Domestic Logistics Contact Info  
Cree Lighting Domestic Logistics Contact Info

Ph (262)884-3150  
Ph (984)250-2770  
Ph (984)250-2757  
Ph (984)250-2822

[tdahl@creeighting.com](mailto:tdahl@creeighting.com)  
[kguallilo@creeighting.com](mailto:kguallilo@creeighting.com)  
[cfelmy@creeighting.com](mailto:cfelmy@creeighting.com)  
[tmock@creeighting.com](mailto:tmock@creeighting.com)

### Required Documents for International shipments








Commercial Invoice(1 for each container)  
Packing list (1 for each container)  
Bill of Lading / Airwaybill

Bill to: Cree Lighting  
C/O Cass Information Systems  
P.O. Box 67  
Saint Louis, MO 63166

Invoices must include

Cree Lighting Item number  
Description  
Quantity  
Price per piece and extended value

## CREE Lighting Customer Drop Ship Routing Guide

Destination 		US Domestic	
Origin	Shipment Weight	Ship Via	Service Level
U.S. Domestic - from Supplier	< 300 lbs.*	 FedEx Ground	Standard +
	301 - 4,000 lbs.	 FedEx Express	Expedited +
	+ 4,001 lbs.	 FedEx Freight	Economy ++
North America International	< 300 lbs. (135 kgs)*	 CREE ÷ LIGHTING A COMPANY OF BSA INDUSTRIES, INC. Contact Wisconsin Cree Lighting Traffic	TBD **
	301 (136kgs) - 4,000 lbs. (1,800kgs)	 FedEx Express	Int'l Economy
	301 (136kgs) - 4,000 lbs. (1,800kgs)	 CREE ÷ LIGHTING A COMPANY OF BSA INDUSTRIES, INC. Contact Cree Lighting Int'l Logistics	Air Freight
		 CREE ÷ LIGHTING A COMPANY OF BSA INDUSTRIES, INC. Contact Cree Lighting Int'l Logistics	TBD **

\* For FedEx Parcel: Select Bill 3rd party- Refer to PO for Account Number

\*\* For FedEx Freight Select Bill 3rd Party and Bill To:

"CREE LIGHTING EDI PO BOX 67 % CASS INFORMATION SYSTEMS SAINT LOUIS MO 63166-0067"

### Document Revision History

Date	Rev	DCN	Change Reason	By	Approval
4/18/2019	1	DMS	Change in Carrier	T. Mock	DMS
10/1/2019	2	DMS	Change in Carrier	T. Mock	DMS
2/25/2020	3	DMS	Change in Carrier	T. Mock	DMS
9/3/2020	4	DMS	Change in Carrier	T. Mock	DMS
1/7/2021	5	DMS	Change in Account Info	T. Mock	DMS